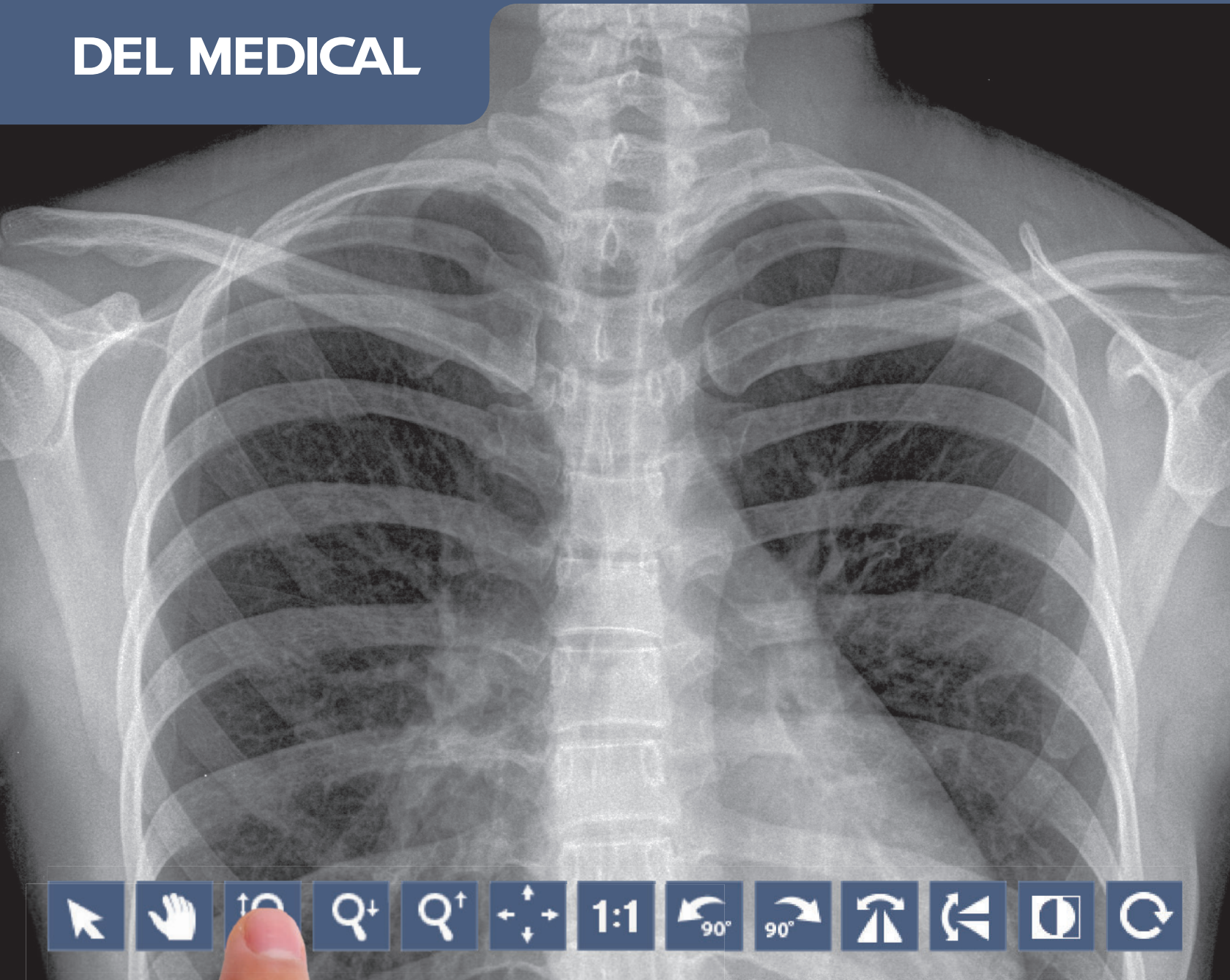


DEL MEDICAL



DELWORKS

DIGITAL RADIOGRAPHY

# Product Overview

## A Smart and Complete DR Solution

The DELWORKS DR upgrade delivers exceptional diagnostic imaging using a powerful image acquisition and processing software, Cesium Iodide (CsI) detector options, and specialty features such as Auto Exposure Detection (AED) technology.

Its interface features a hassle-free, single console workflow designed to simplify every step of the examination procedure. This provides technologists with fast image preview times, advanced image enhancement capabilities and generator control options — all from a large format LED touchscreen display.

### Premium Detector Options

Our DR upgrade offers lightweight wireless and fixed detector options designed to maximize workflow and minimize patient dose, without compromising image quality.

DELWORKS features the world's lightest cassette-sized detectors which promote incredibly fast positioning and readjustments. With up to 8 hours of battery life and AED technology, technologists can benefit from lasting power in even the most demanding medical facilities.

## Key Highlights



Single Console Workflow and Generator Integration



Cesium Iodide (CsI) Wireless and Fixed Detector Options



EasyConnect (AED) Technology



2MP Color Touchscreen LED Monitor



DICOM Connectivity (Store, Print, MPPS, MWL)



Image Stitching (Optional)



DELWORKS Desktop, Laptop and FIT Tablet workstation options



Excellent image quality with Technologist and Patient efficiency and safety in mind.



View images on a stunning 24 inch touchscreen LED display that offers wide angle viewing capabilities and the ability to navigate the user interface with the touch of a finger.

# Software and Detector Options

## Outstanding Image Quality and Reduced Patient Dose

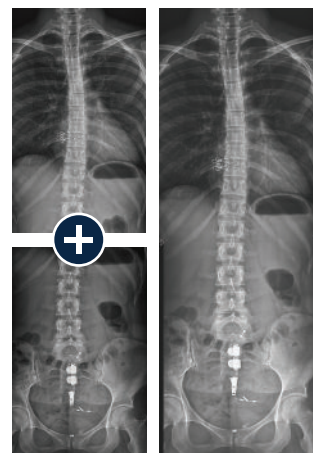
### DELWORKS

DELWORKS is a powerful image acquisition and processing software featuring a user-friendly interface that provides sophisticated and speedy medical imaging. Designed with complex system automation, DELWORKS aims to simplify the examination process by making the difficult decisions for you.

Advanced anatomical programming and image processing algorithms help optimize technologist productivity. DELWORKS strives to minimize human error and unwanted repeat exams to give technologists the highest quality image and lowest dose, with every exposure.

### Software Features

- ▶ Pre-exposure display of patient and procedure information, x-ray generator exposure factors, status and control functions integrated in a single display screen
- ▶ Positioning guide: queues proper positioning for each view
- ▶ Deviation Index (DI): standard reporting to assist in dose minimization
- ▶ Exam-specific image processing algorithms automatically optimize images based on selected patient anatomy
- ▶ Automatically Programmed Radiography (APR) specific default values with manual adjustment
- ▶ Image rotation in 90° steps, horizontal mirroring, automatic and manual image cropping to collimated area
- ▶ Full array of measurement tools
- ▶ Easy verification and correction of image laterality and patient orientation
- ▶ Intuitively add orientation markers and text comments directly to acquired images (pre-defined or text free)
- ▶ PICC tool applies enhanced processing to images for better visualization of leads, lines or tubes
- ▶ Effective management, analysis, and reporting of rejected images
- ▶ Detailed histograms of pixel density
- ▶ User selection of modified LUT (Look-Up Table) based on various exam types
- ▶ Manual adjustment of the LUT, window and level



### Image Stitching Option


The optional image stitching application automatically or manually combines multiple images into one, for accurate and effortless full-length spine or leg length images.

## Premium Detectors Available in Single, Dual, or Multi-Detector Applications




### E14Cw

Ultra-light, portable  
14 x 17 in (35 x 43 cm)  
Cesium wireless  
detector for  
outstanding image  
quality and flexibility



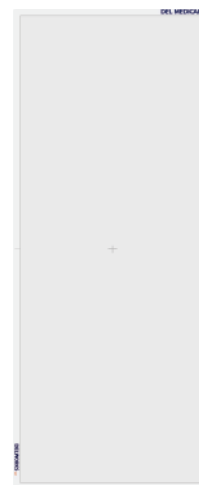
### E24Cw

Ultra-light, portable  
9.4 x 11.8 in (24 x 30 cm)  
Cesium wireless detec-  
tor for pediatric or  
imaging of smaller body  
parts



### E17C

Large format 17 x 17 in  
(43 x 43 cm) detector,  
fixed in the vertical wall  
stand or table providing  
the maximum imaging  
area with fast, wired  
image transfer



### LLI

Monolithic (one piece),  
17 x 42 in (43 x 108 cm),  
wireless and portable  
detector designed for full  
spine and leg imaging in  
a single exposure

## EasyConnect

DELWORKS wireless detectors feature EasyConnect — an Auto Exposure Detection (AED) technology that keeps the detector in a standby mode, awaiting exposure from any x-ray source. Once an exposure is detected it instantly captures the x-ray image and transmits it wirelessly to the system workstation.

## EasyShare

Detectors can be shared between multiple DELWORKS workstations, enhancing workflow, equipment utilization and economic feasibility.

Some examples for reference:

- Sharing an E14Cw detector between an MDR mobile and OTC or FMT Radiographic Suite
- Sharing an E14Cw and an E24Cw detector between a Radiographic Suite and a DELWORKS FIT mobile tablet based system for imaging on the go when needed

## CyberSecurity

To provide exceptional patient care without interruption, it is critical for health care providers to have a secure environment, protected against cyberthreats such as viruses or ransomware. UMG/DEL MEDICAL takes our partnership in this seriously and is committed to providing safe, reliable, and secure systems. We deliver product security that helps you achieve compliance with Health Insurance Portability and Accountability Act (HIPAA). Together, we can increase security and privacy.



# Portable Workstation

## Wireless Versatility

### DELWORKS **FIT**

The DELWORKS FIT Portable Tablet Workstation aims to maximize the portability and efficiency of the DELWORKS software — utilizing it anytime, anywhere.

The user-friendly features of the DELWORKS software are beautifully translated to a rugged tablet PC, capable of withstanding even the harshest radiology (or non-radiology) environments. This handheld workstation features wireless connectivity, plenty of robust, secure solid-state storage space, and a powerful Intel® Core™ i5 processor to perform rapid and productive patient side studies, without limitations.



Existing analog mobile and portable x-ray devices, radiographic rooms, and other remote or distant locations can greatly benefit from the enhanced adaptability provided by the DELWORKS FIT.

## Tablet Features

- ▶ Process, review and accept acquired image(s) and wirelessly transfer directly to PACS
- ▶ Full-HD 12.5" wide viewing angle display
- ▶ Rugged tablet with both MIL-STD-810G and IP54 ratings (Tested to handle multiple 4' drops, water, dust and splash resistance)
- ▶ Ultra-light, 2.82 lbs (1.3 kg) with single 2-cell battery

## Charging and Screen Mirroring

Placing the DELWORKS Fit tablet in the docking station provides screen mirroring functionality when connected to a larger monitor display. This enables full screen image viewing for an in-room setting.

The docking station also charges the tablet and can be configured to send images via wired image transfer when the tablet is docked. Wireless image transfer is available directly from the tablet when the tablet is removed from the dock.

### DELWORKS Laptop

The DELWORKS Laptop is an option for those who prefer portability combined with built-in keyboard input. This system includes a robust 500 GB Solid State Drive (SSD) and full HD 15.6" display for secure storage and outstanding image display quality.



# Technical Specifications

\* All specifications subject to change without notice

## Workstation (Dell Optiplex 7050) / Monitor (Dell P2418HT)

Processor:	3.2 GHz Intel® Core™ i5-6500
Memory:	16 GB RAM
Hard Disk Drive:	1 TB 7200 RPM
Operating System:	Windows 10 Pro (64-bit) English
Dimensions:	3.7 x 11.4 x 11.5 in (9.3 x 29 x 29.2 cm)
Weight:	11.57 lbs (5.26 kg)
Display Type:	IPS LED-backlit LCD monitor / TFT active matrix touchscreen
Diagonal Size:	24 in (61 cm)
Aspect Ratio:	16:9
Native Resolution:	Full HD (1080p) 1920 x 1080 at 60 Hz
Pixel Pitch:	0.275 mm
Weight:	6.88 lbs (3.12 kg)
Dimensions (WxDxH):	With stand: 21.2 x 9.3 x 12.7 in (53.8 x 23.6 x 32.3 cm) Without stand: 21.2 x 2.1 x 12.6 in (53.8 x 5.3 x 32 cm)

## Portable Workstation (Dell Latitude 7212)

Processor:	1.7 GHz Intel® Core™ i5
Memory:	8 GB RAM
Hard Disk Drive:	256 GB Solid State Drive (SSD)
Operating system:	Windows 10 Pro (64-bit) English
Display:	11.6" Full HD Touchscreen w/ Gorilla Glass (1920 x 1080, Outdoor-Readable / Glove Capable)
Keyboard / Input:	Touchscreen
Battery:	2-cell (34 Wh) Lithium-Ion battery
Weight:	2.82 lbs (1.3 kg) with single 2-cell battery
Dimensions:	12.3 x 8 x 0.96 in (31.2 x 20.3 x 2.4 cm)

## Workstation (Dell Latitude 5500 Laptop)

Processor:	3.0 GHz Intel® Core™ i5
Memory:	8 GB RAM
Hard Disk Drive:	512 GB SSD
Operating System:	Windows 10 Pro (64-bit) English
Display Type:	Anti-glare non-touch display
Diagonal Size:	15.6 in (39.6 cm)
Aspect Ratio:	16:9
Native Resolution:	Full HD (1080p) 1920 x 1080 at 60 Hz
Wireless:	802.11ac Dual Band Wireless Adapter (WLAN)
Battery:	3 Cell 51 Whr capable battery
Power Adapter:	65W AC adapter with E5 US power cord
Dimensions:	14.1 x 0.79 x 9.3 in (35.8 x 2 x 23.6 cm)
Weight:	4.03 lbs (1.82 kg)

	E14Cw	E24Cw	E17C	LLI
Detector Size	14 x 17 in (35 x 43 cm)	24 x 30 cm	17 x 17 in (43 x 43 cm)	17 x 42 in (43 x 107 cm)
Scintillator	Cesium Iodide (CsI)	Cesium Iodide (CsI)	Cesium Iodide (CsI)	Gadolinium Oxisulfide (Gadox)
Semiconductor Material	Amorphous Silicon (aSi)	Amorphous Silicon (aSi)	Amorphous Silicon (aSi)	Amorphous Silicon (aSi)
Pixel Size	148 µm	148 µm	148 µm	140 µm
Resolution	3.5 lp/mm	3.5 lp/mm	3.5 lp/mm	3.6 lp/mm
Pixels	2400 x 2880	1646 x 2057	2860 x 2874	3072 x 7680
Active Area	14 x 17 in (35 x 43 cm)	9.5 x 11.8 in (24 x 30 cm)	17 x 17 in (43 x 43 cm)	17 x 42 in (43 x 107 cm)
Image Depth	16 bit A/D	16 bit A/D	16 bit A/D	16 bit A/D
Image Preview	3 seconds	1 second	4 seconds	9 seconds
Cycle Time	9 seconds	6 seconds	6 seconds	12 seconds
Dimensions	15.1 x 18.1 x 0.6 in (38.4 x 46 x 1.5 cm) ISO 4090 cassette size	10.6 x 13.0 x 0.6 in (27 x 33 x 1.6 cm) ISO 4090 cassette size	19.7 x 19.3 x 1.8 in (50 x 49 x 4.6 cm)	18 x 44 x 0.8 in (46.5 x 112 x 2 cm)
Weight	6.2 lbs (2.8 kg)	3.5 lbs (1.6 kg)	25.8 lbs (11.7 kg)	24 lbs (11 kg)
Wi-Fi	802.11/a/b/g/n 2.4 / 5 GHz or ethernet cable	802.11/a/b/g/n 2.4 / 5 GHz or ethernet cable	Ethernet cable	802.11/a/b/g/n 2.4 / 5 GHz or ethernet cable
Exposure Window	Up to 3.2 seconds	Up to 3.2 seconds	Up to 3.2 seconds	
Auto Exposure Detection (AED)	Yes	Yes	No	Yes
Distributed Weight Bearing	298 lbs (135 kg)	298 lbs (135 kg)	N/A	
Point Weight Bearing (4 cm)	176 lbs (80 kg)	176 lbs (80 kg)	N/A	
Charging Time	2 hours	2 hours	N/A	N/A
Battery Operation Time	Up to 8 hours	Up to 8 hours	N/A	~3 hours
Number of Batteries with Each Detector	2 removeable	2 removeable	Wired; no batteries	1 internal
Battery Charging	Trickle charge via cable or 3 slot external charger	Trickle charge via cable or 3 slot external charger	None	Charging cable
Shock Sensor	Yes, software recorded	Yes, software recorded	N/A fixed mounted	
Protective Cover with Handle	Yes (optional)	Yes (optional)	N/A	No

# DEL MEDICAL



#9000-DELWORKS 09.20 Rev. B

## New York

28 Calvert Street  
Harrison, NY 10528  
(Tel) 800.261.9808  
(Fax) 914.835.6111

## Illinois

241 Covington Drive  
Bloomington, IL 60108  
(Tel) 800.800.6006  
(Fax) 847.288.7011

[www.delmedical.com](http://www.delmedical.com)