


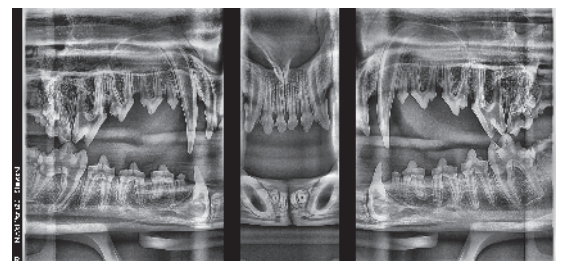
THE WORLD'S FIRST VETERINARY SPECIALIZED PANORAMIC X-RAY SYSTEM



myvet Pan i2D

Mobile panoramic x-ray system

- Veterinary specialized full mouth scanning
- Smart scanning software preset for different jaw sizes
- Cart based mobile system
- Small animal specialized ergonomic table design
- Easy positioning with less preparation
- Low dose
- No special installation required



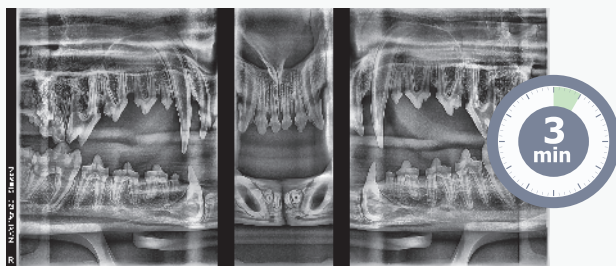
Changing the paradigm of workflow in veterinary dentistry

Small animal specific panoramic dental image processing technology

Veterinary specialized panoramic scanning technology and a smart acquisition software provide superior full mouth diagnostic images in a short time. Animal size selection switch and a positioning laser light guides practitioners right position the patient easy and quickly. The ergonomic table design delivers comfort workflow to practitioners by easy positioning with less preparation. Unlike other medical system, a practitioner can use it instantly without any special installation.

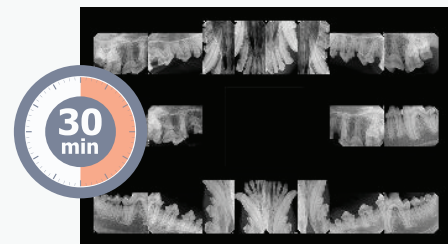
Fast, easy and more diagnostic for one study

The procedure can be done within 3 minutes with mild sedation and it is over 7 times faster than traditional full mouth x-ray imaging procedure. Actual scan time is 15 seconds for full mouth. Panoramic images provide more coverage for bone defects and jaw lesions.



3 min. for whole scan with myvet Pan i2D

VS



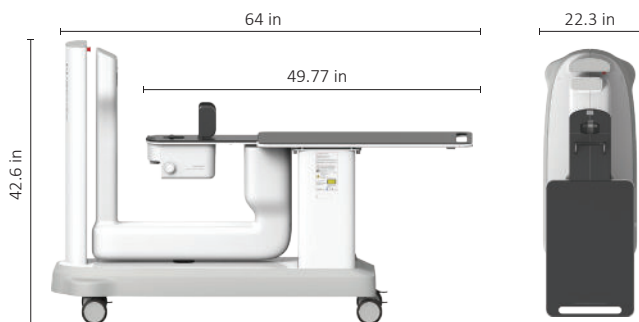
30 min. for traditional FMX

Infection prevention and control

Our panoramic system does not require any intraoral sensor that has to be wrapped by a cover at every exam. You need to simply clean the bed after using the system and it helps prevent your patient from infection and keep the clinical environment clean.



Specifications



Item	Specifications
Weight	308.6 lbs
Total Height	42.6 inch
Dimensions (during operation)	64 x 22.3 x 42.6 inch

myvet Pan i2D



81 Ruckman Rd. Closter NJ 07624
information@myvetimaging.com
www.myvetimaging.com