RadmediX 2510 Lance Drive, Kettering, OH 45409 USA
Tel: 844.723.6334 | Fax: 513.278.0150 | info@radmedix.com
© 2021 RadmediX Inc. All rights reserved.

DRe SERIES PANELS

ECONOMICAL WITH HIGH PERFORMANCE

❶

❷

❹

❸



❺

ACUITY DRe

Lightweight, economical panels with limitless performance

Acuity DRe detectors are the newest generation of DR retrofit solutions designed with the essential conveniences of RadmediX image acquisition and design. Retain the unparalleled image quality you've come to expect from our G3 Acuity DR panels at a more price efficient cost without a compromise in our proven quality.

Light, portable, affordable detectors can optimize any x-ray room for table and free positioning and table top exams with top-of-the-line image quality. There's also no need to re-work your existing equipment because Acuity DRe fits existing standard Buckys and holders.

Upgrade Now! Experience our high performing Acuity DRe panels and increase your productivity and diagnostic confidence today.

❶ Acuity 1717 Tethered ❷ Acuity 1717 Wireless ❸ Acuity 1417 Wireless
❹ Charging Dock ❺ PCP (Portable Console Tablet PC) ❻ Protective Case

Acuity DRe Economical Panels Produce Highly Detailed Images

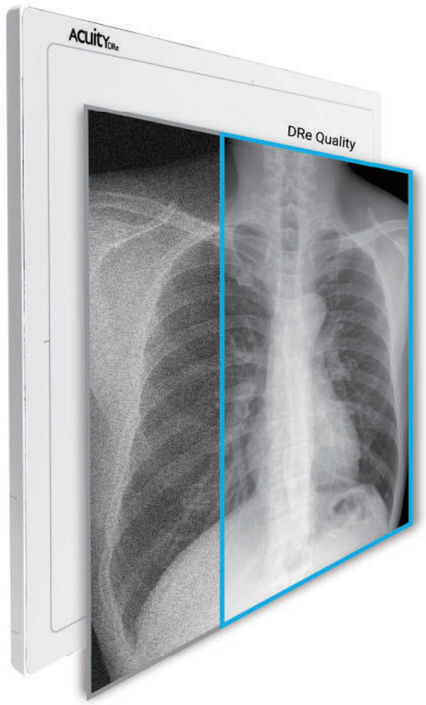

Acuity DRe panels have proven to deliver highly detailed images with clarity and depth for better patient diagnosis and improved workflow. DRe image quality is equivelant to our powerful, feature packed G3 Acuity DR panels. Meets any clinical demands.

DRe Key Features

- 140um pixel pitch with a wide 16-bit dynamic range
- Integrated lithium ion battery technology with up to 10hrs of capacity
- Exceptional imaging quality using direct deposited Csi
- Dose reduction with reliable and accurate Automatic Exposure Detection (AED)
- Integrated handgrips and lightweight for effortless handling
- Supports dual band wi-fi connectivity (2.4gHz/5gHz)

Wide Dynamic Range with full 16-bit ADC conversion

Acuity DRe panels use a direct deposited Cesium Iodide (Csi) technology for a full display of 16 bits expression, providing high contrast detailed images for ultimate diagnostic confidence.

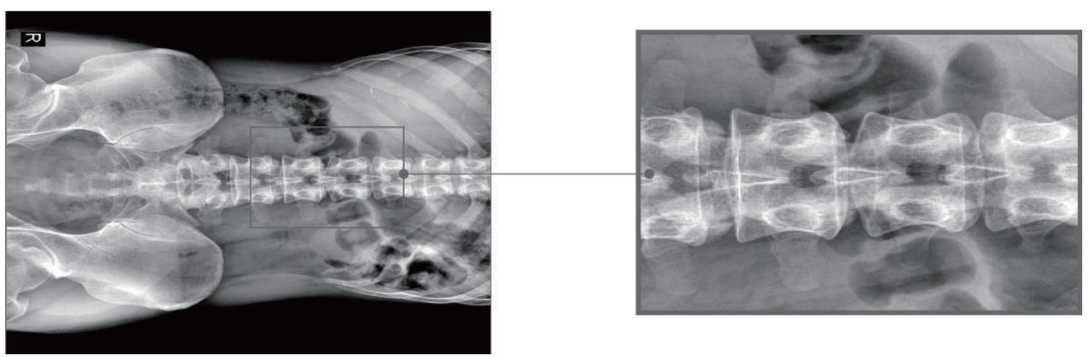

Faster Image Display for Increased Productivity

Fast image preview and display time of Acuity DRe panels allow for more effective and efficient operation leading to increased productivity. Image preview in both wired and wireless modes are achieved less than 2 seconds and a full image is acquired in 4.5 and 6 seconds respectively.

Superior Image Processing Solution for Accurately Tuned Images

AccuVue software platforms provide perfectly tuned images with anatomy specific processing algorithms. AccuVue software provides a perfect solution to increase diagnostic accuracy while reducing x-ray dose and reducing repeat exams. AccuVue's powerful image processing engine offers the user a convenient user interface to display various anatomical "looks" from a single exposure to offer the most out of a diagnostic imaging solution.

DRe Charging Dock

Acuity DRe 1417 and 1717 wireless systems include a charging dock station between exams to keep the detector at maximum power in the most demanding clinical environments eliminating the hassle of charging and changing batteries.

Benefits of dock

- ✔ Offers a dual purpose, safe stowage location for the technologist
- ✔ Allows for wall mounting or stood on counter top
- ✔ Rapid and reliable battery "trickle charging"
- ✔ Offers longer battery performance throughout a clinical day
- ✔ Supports both 14x17 and 17x17 wireless models

Acuity DRe Ultimate Versatility

Medical, Mobile, Chiropractic, Veterinary

Economical DR Panels
Acuity DRe

- Cassette size for seamless retrofit
- 10hr Integrated Battery Standy Time
- AED — Stable and reliable Automatic Exposure Detection
- IPX-5 Rating

Acuity DRe 1717

Tethered & Wireless | IPX-5 Rating

Medical, Chiropractic, & Veterinary Systems

- Perfect for low dose exams and dose-lowering initiatives
- Cassette size fits in standard Bucky's and holders
- Maximized field of view, perfect for no-rotation medical, vet, chiro exams
- Smooth sealed surfaces lock out moisture (IPX-5 rating wireless model)
- Integrated hand grip for easy carrying and positioning - wireless model

Acuity DRe 1417

Wireless | IPX-5 Rating

General & Mobile Radiography, Vet Portable

- Perfect for low dose exams and dose-lowering initiatives
- Cassette size fits in standard Bucky's and holders
- Integrated hand grip for easy carrying and positioning - wireless model
- Smooth sealed surfaces lock out moisture (IPX-5 rating wireless model)
- Extended battery life - up to 10 hrs standby time.

Innovative Technologies for Limitless Portability

Increased Standby Battery Power

Acuity DRe battery performance offers an integrated lithium ion battery with up to 10hrs of standby time. This allows the technologist to confidentiality perform exams in the most demanding clinical environments without the burden of changing a battery.

Integrated DR Hand Grip

Acuity DRe panels have two grips on the body for easy carrying and positioning - wireless model. One grip is to lift the panel up, and the other is for in general holding.

Protection Cases

Acuity DRe panels are available with both gridded and non-gridded protection cases to provide ultimate panel security for any wireless panel size. Cases come equipped with an ergonomical handle as well as lock-and-secure latch to keep the detector secure during handling.

PCP (Portable Console PC)

This unmatched portable digital upgrade is possible when any wireless DR detector is packaged with our PCP solution. Utilizing our powerful and lightweight Surface Pro, the PCP offers a truly versatile touchscreen tablet interface weighing under 2lbs. without sacrificing any operating system functions. The PCP's encased wireless access point offers fast wireless communications, allowing for truly mobile imaging.

Acuity DRe with Water Proof [IPX5]

Acuity DRe wireless panels have the water resistance [IPX5] feature which provides more protection against liquid than our G3 Acuity DR panels. In addition to providing protection from blood, sudden rain or other contaiminants, it also protects against sustained water streams.

Reliable performance in any environment makes it the perfect portable solution for x-ray imaging.

Acuity DRe 1717

Specifications

Model	17 x 17 Tethered
Detector Type	Direct Deposition CsI
Weight	8.8 lbs w/o cable and control box
Active Area	427mm x 427mm
Pixel Pitch	140 um
Resolution	3.4 1p/mm
A/D Conversion	16-bit
X-Ray I/F	Automatic Exposure Detection

Acuity DRe 1717

Specifications

Model	17 x 17 Wireless
Detector Type	Direct Deposition CsI
Weight	10.1 lbs
Active Area	427mm x 427mm
Pixel Pitch	140 um
Resolution	3.4 1p/mm
A/D Conversion	16-bit
Battery Capacitor	9 ~ 10hrs
X-Ray I/F	Automatic Exposure Detection

Acuity DRe 1417

Specifications

Model	14 x 17 Wireless
Detector Type	Direct Deposition CsI
Weight	7.7 lbs
Active Area	345.6mm x 420mm
Pixel Pitch	148 um
Resolution	3.4 1p/mm
A/D Conversion	16-bit
Battery Capacitor	10 hrs @ 90sec cycles
X-Ray I/F	Automatic Exposure Detection